

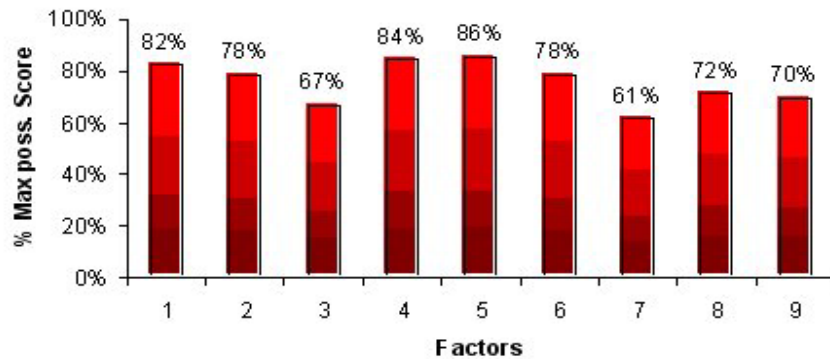
**PRIMARY PASS STANDARDISATION FINDINGS**

Here are some of examples of attitude findings for Year 4-6 pupils. Please note that although these give a flavour of some of the early data, our actual standardisation profiles are regularly updated in line with new norms.

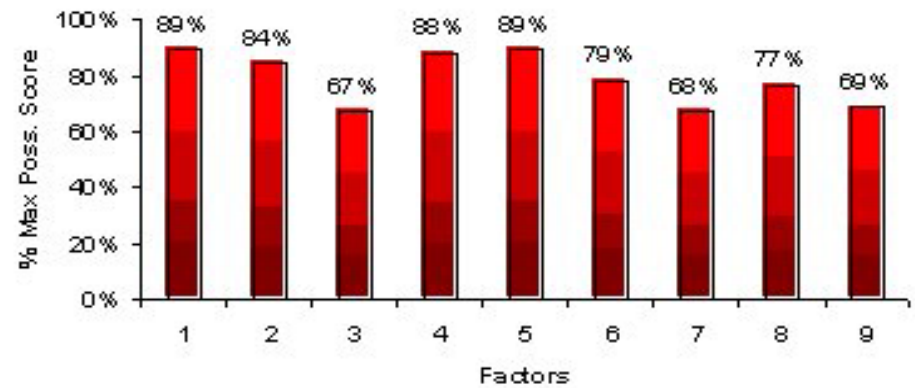
**YEAR GROUP**

Children differ significantly across year group on all attitude measures except - self regard, confidence in learning and response to curriculum demands.

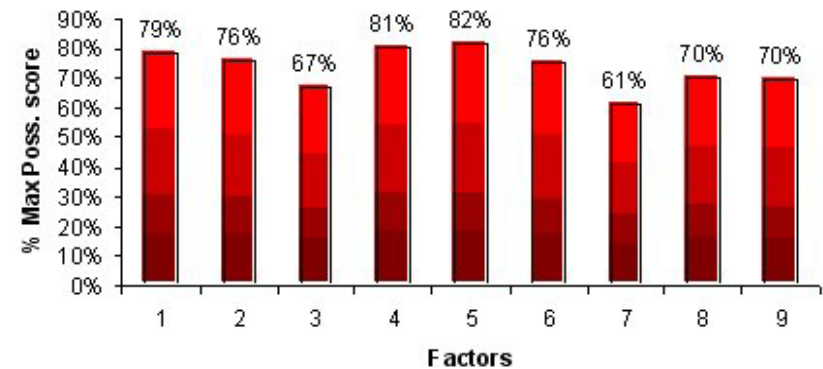
**Year 5 - Standardisation**



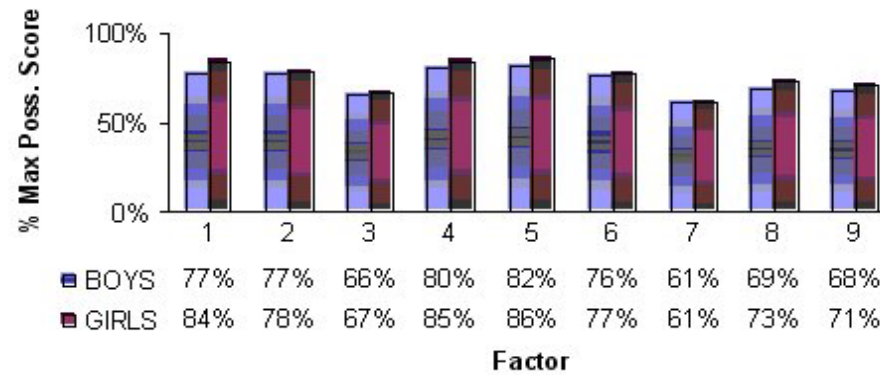
**Year 4 - Standardisation**



**Year 6 - Standardisation**



**Total Factor Comparison - Gender -  
Standardisation**



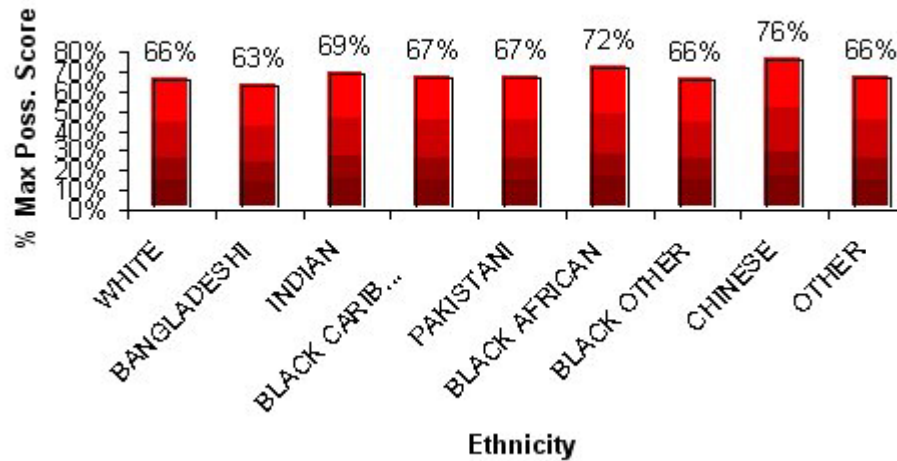
**GENDER**

Female pupils show significantly more positive attitudes and self concepts than boys. The only exception being confidence in learning. This factor, which measures perseverance when presented with a challenge, does not reveal significant differences between boys and girls in their later years at primary school.

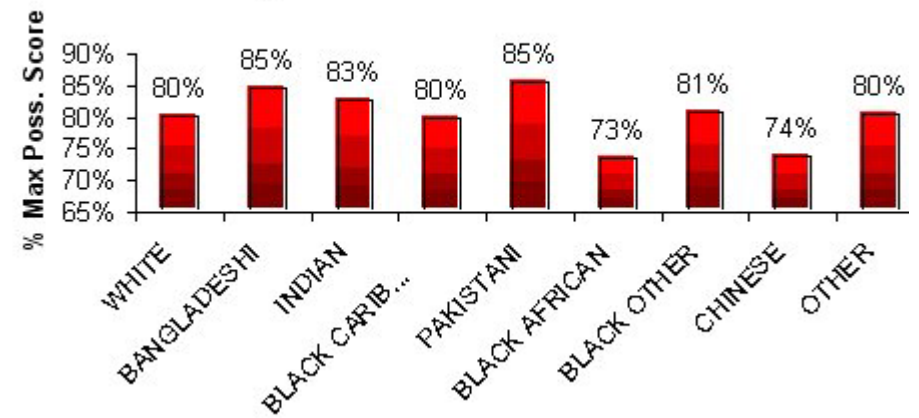
**ETHNICITY**

Ethnic grouping appears to significantly effect pupil attitudes on all P.A.S.S. factors except Response to Curriculum Demands. However, even in the case of the latter, probability levels were very close to showing a significant effect (p. = 0.06). Some examples of findings for ethnicity are included below.

**Self Regard - Standardisation**



**Feelings about School - Standardisation**



**General Work Ethic - standardisation**

